

L'arbreroux

Idatte J. -P.

Editions Les Trois Chardons



Fiches pédagogiques proposées par

José Martin

Ecole de Faverolles - Cantal

2004


















L'ARBRE ROUX

Grande Section

fiche graphisme 1

Je fais les rayures des abeilles. (les bâtons)






L'ARBRE ROUX

Grande Section

fiche graphisme 2

Je fais les arbres. (les bâtons et les ronds)










L'ARBRE ROUX

Grande Section

fiche graphisme 3

Je fais des chapeaux (les bâtons et les traits).






L'ARBRE ROUX

Grande Section

fiche prélecture 1

Découpe les étiquettes du bas de page et colle-les au bon endroit.



LA BELETTE

LE PIC

L'ECUREUIL

LE CORBEAU

L'ABEILLE



L'ARBRE ROUX

Grande Section

fiche prélecture 2

Entoure le mot identique au modèle.

abeille abeille oseille achille pareille

corbeau marteau corbeille corbeau

pic plic pin pic bic cil

écureuil chevreuil écurie écureuil écueil

belette belote belette boulette blette

Relie les mots dans leurs écritures différentes.

ARBRE

bucheron

hache

BUCHERON

arbre

roux

ROUX

hache

bucheron

HACHE

roux

arbre

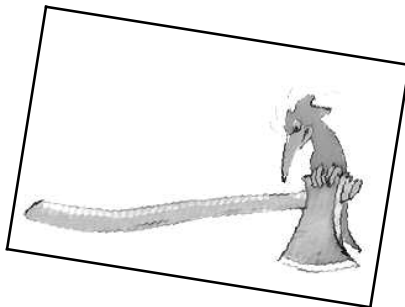
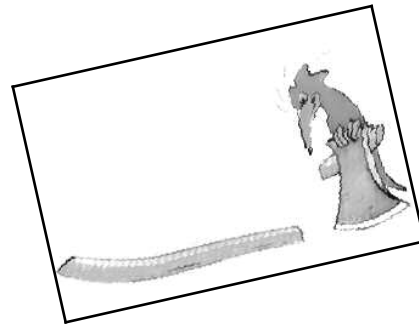

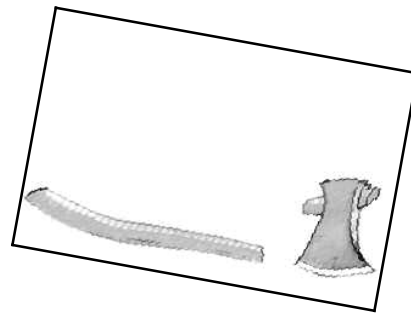
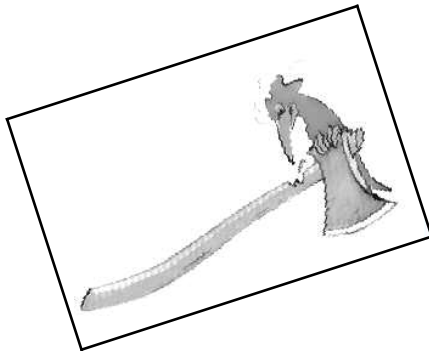


L'ARBRE ROUX

Grande Section

fiche éveil 1

Découpe les images et recolle-les dans l'ordre chronologique.





L'ARBRE ROUX

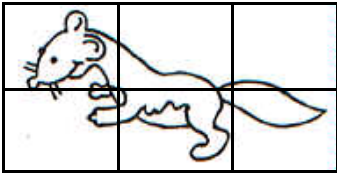
Grande Section

fiche éveil 1 bis

Découpe les images et recolle-les dans l'ordre chronologique.

--	--	--	--	--

Dessine le pic de l'histoire.



L'ARBRE ROUX

Grande Section

fiche éveil 2

Découpe les images et reconstitue le puzzle de la belette.

